



Ocotillo

2023-2024 Family Survey
Fall 2023

Summary

Topic Description

Results

Comparison

Academic preparation

87%

96%

Academic preparation

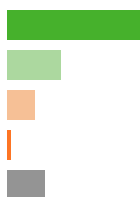
Your average

87%

96%

How did people respond?

Q.1: My child is being prepared to do well in the next grade level.



85%

Q.2: My child is receiving ef

89%

v

District Climate

Your average

87%

89%

How did people respond?

Q.1: How valuable is the communication from the district office?



93%



Parent engagement

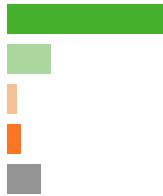
Your average

89%

97%

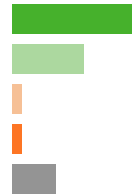
How did people respond?

Q.1: I am kept informed about my child's grades and academic progress.



88%

Q.2: I am kept informed about activities like after school programs, parent workshops and other events.



90%

Q.3: My child's teachers are available to discuss my child's learning needs with me.



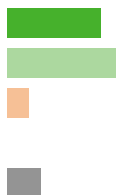
88%

Q.4: I know how to get involved in my child's education.



90%

Q.5: I feel that the feedback from students and community are valued and considered in decision making.



90%

Safety and behavior

Your average

79%

85%

How did people respond?

Q. 1: My child feels comfortable on campus.

93%

School Fit

Your average

95%

96%

How did people respond?

Q.1: Given your child's cultural background, how good a fit is his/her school?



95%

School operation



Social Awareness

Your average

92%

96%

How did people respond?

Q.1: Adults in this school are good examples of how we should treat each other (like respect, responsibility, and fairness).



92%



Student support

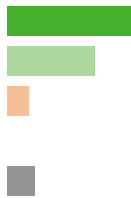
Your average

88%

94%

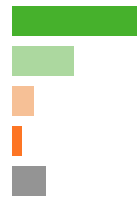
How did people respond?

Q.1: My child knows there is an adult at school whom they can go to for help with an academic problem.



90%

Q.2: My child knows there is an adult at school whom they can go to for help with a personal problem.



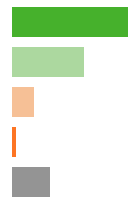
85%

Q.3: My child is excited about going to school.



87%

Q.4: The school staff makes decisions that are in the best interest of the students.



88%

Supportive Relationships

Your average

87%

96%

How did people respond?

Q. The school staff are available to talk to me.



92%

Background Questions

How did people respond? _____

Q.1: What is your child's race or ethnicity?